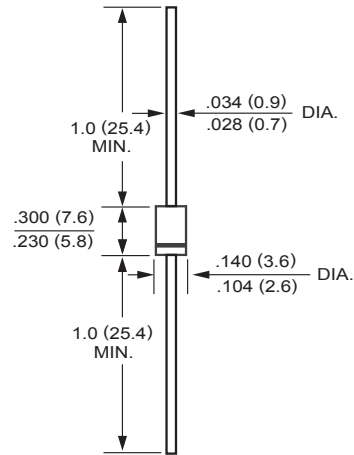


DO-15 PACKAGE



FEATURES

- * Low switching noise
- * Low forward voltage drop
- * High current capability
- * High reliability
- * High surge capability
- * High switching capability
- * Pb free plating 99% Sn above
- * RoHS product for packing code suffix "G"
- Halogen free product for packing code suffix "H"



MECHANICAL DATA

- * Case: Molded plastic
- * Epoxy: UL 94V-O rate flame retardant
- * Lead: MIL-STD-202E method 208C guaranteed
- * Mounting position: Any
- * Weight: 0.4 gram

Dimensions in inches and (millimeters)

MAXIMUM RATINGS AND ELECTRICAL CHARACTERISTICS

Ratings at 25°C ambient temperature unless otherwise specified.

Single phase half wave, 60Hz, resistive of inductive load.

For capacitive load, derate current by 20%

RATINGS	SYMBOL	SR220-01	SR230-01	SR240-01	SR250-01	SR260-01	SR280-01	SR2100-01	SR2150-01	SR2200-01	UNIT	
Marking Code		SR220	SR230	SR240	SR250	SR260	SR280	SR2100	SR2150	SR2200		
Maximum Recurrent Peak Reverse Voltage	V _{RRM}	20	30	40	50	60	80	100	150	200	Volts	
Maximum RMS Voltage	V _{RMS}	14	21	28	35	42	56	70	105	140	Volts	
Maximum DC Blocking Voltage	V _{DC}	20	30	40	50	60	80	100	150	200	Volts	
Maximum Average Forward Rectified Current 0.375" (9.5mm) lead length at TL = 90°C	I _O	2.0									Amps	
Peak Forward Surge Current 8.3 ms single half sine-wave superimposed on rated load (JEDEC method)	I _{FSM}	50									Amps	
Typical Thermal Resistance (Note 1)	R _{θJA}	40									°C/W	
	R _{θJC}	15									°C/W	
Typical Junction Capacitance (Note 2)	C _J	180									pF	
Operating Temperature Range	T _J	-55 to +125					-55 to +150					°C
Storage Temperature Range	T _{STG}	-65 to +150									°C	

CHARACTERISTICS	SYMBOL	SR220-01	SR230-01	SR240-01	SR250-01	SR260-01	SR280-01	SR2100-01	SR2150-01	SR2200-01	UNIT	
Maximum Instantaneous Forward Voltage at 2.0A DC (Note 3)	V _F	0.50			0.70		0.85		0.87		0.90	Volts
Maximum Average Reverse Current at Rated DC Blocking Voltage	@TA=25°C	0.5					0.2					mAmps
	@TA=100°C	10					5					

NOTES :1. Thermal Resistance (Junction to Ambient): Vertical PC Board Mounting, 0.5" (12.7mm) Lead Length.

Thermal Resistance (Junction to Case).

2. Measured at 1 MHz and applied reverse voltage of 4.0 volts.

3. Measured at Pulse Width 300µs, Duty Cycle 2%.

FIG.1-TYPICAL FORWARD CURRENT DERATING CURVE

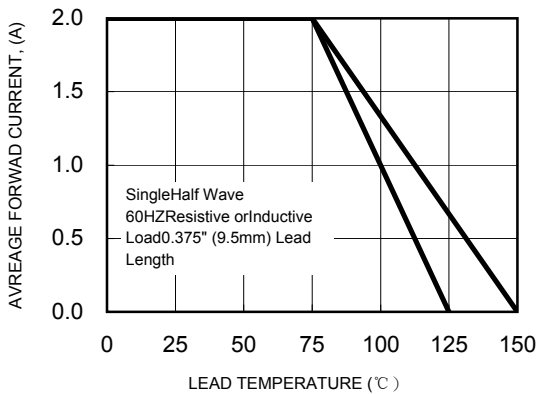


FIG.2-TYPICAL INSTANTANEOUS FORWARD CHARACTERISTICS

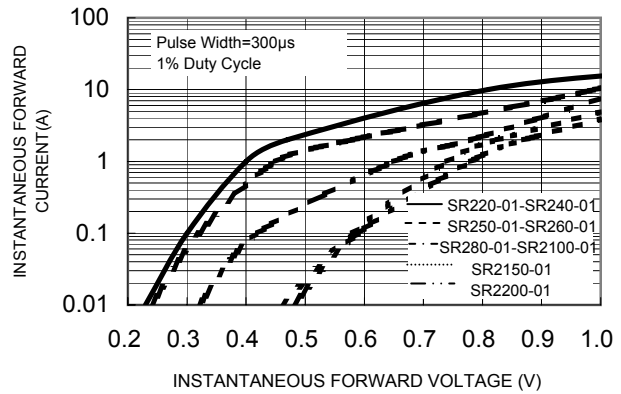


FIG.3-TYPICAL REVERSE CHARACTERISTICS

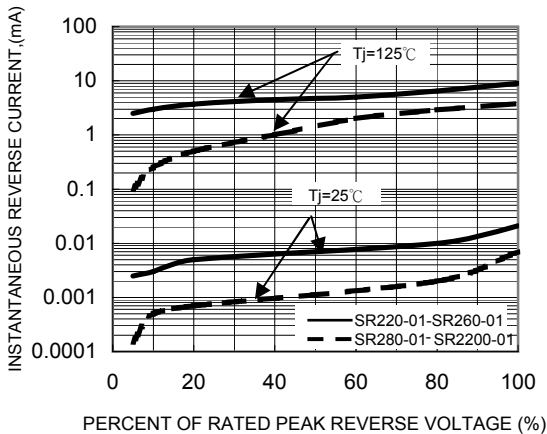


FIG.4-TYPICAL JUNCTION CAPACITANCE

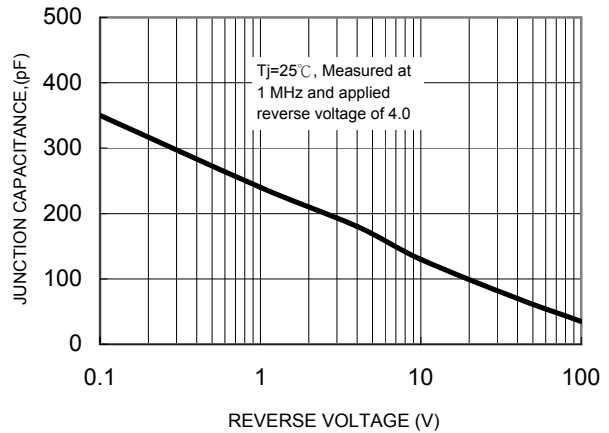


FIG.5-MAXIMUM NON-REPETITIVE FORWARD SURGE CURRENT

